



# SANY

## POWER FOR YOU

Quality Changes the World

# C9 SERIES

## SY220C-9

- Operating Weight : 21900kg
- Bucket Capacity : 1.0m<sup>3</sup> GP
- Engine Power : 153 HP(114KW)/2050 rpm



### Advance Dynamic Control



- DOMCS intelligent control
- Positive flow control
- Different working modes

### High Profitability




- Low fuel consumption
- Higher working efficiency
- Lower maintenance cost

### Remote Monitoring System



- Advance GPRS monitoring
- Remote error diagnosis
- Smart machine alerts

### Stable & Reliable



- Proven hydraulic components
- Heavy duty structure
- Robust under carriage

# SPECIFICATIONS

# SY220C-9

## ENGINE

Model	SANY Mitsubishi D06S2
Type	6 Cylinder, Inline, Water Cooled
Rated Engine Power	153 HP (114 kW) @ 2050 rpm
Max. Torque	590N.m @ 1400 rpm
Batteries	2 X 12 V
Displacement	5.86

## CONTROL SYSTEM

Control System	DOMCS Intelligent Controller
Control Hydraulic System	Positive Flow
Working Modes	H, S, L, B
Remote Monitoring System	GPRS, GPS, GIS

## HYDRAULIC SYSTEM

Main Pumps	2 Variable Displacement Axial Piston Pumps
Max. Flow	2 X 220 lpm
Pilot Pump	1 Gear Pump
Travel Motor	2 Axial Piston Motor with Parking Brake
Swing Motor	1 Axial Piston Motor with Swing Holding Brake

## RELIEF VALVE SETTINGS

Implement Circuit	34.3 Mpa
Swing Circuit	28 Mpa
Travel Circuit	34.3 Mpa
Pilot Circuit	3.9 Mpa

## UNDERCARRIAGE & WORKING DEVICE

Track Shoes (Each Side)	47
Upper Rollers	2
Lower Rollers	8
Track Guard (Each Side)	1
Std. Track	600 mm
Std. Boom	5700 mm
Std. Arm	2400 mm
Std. Bucket	1.0 m <sup>3</sup> GP

## PERFORMANCE

Max. Travel Speed(High/Low)	5.4/3.3 km/h
Swing Speed	11 rpm
Grade ability	70% / 35°
Ground Pressure	47 kPa
Max. Tracking Force	209 kN
Bucket Digging Force	152 kN
Arm Digging Force	137 kN

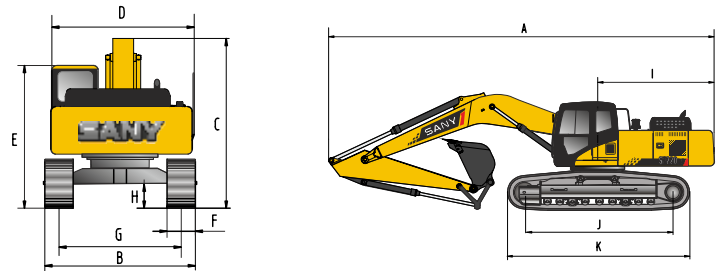
## SERVICE REFILL CAPACITIES

Hydraulic Tank	239 L (Tank)	180 L (Refill)
Fuel Tank	340 L	
Engine Oil	22 L	
Radiator	29 L	
Swing Device	4 L	
Travel Device	2x5.5 L	

## CAB

AC	Std.
Cabin Guard	Opt.

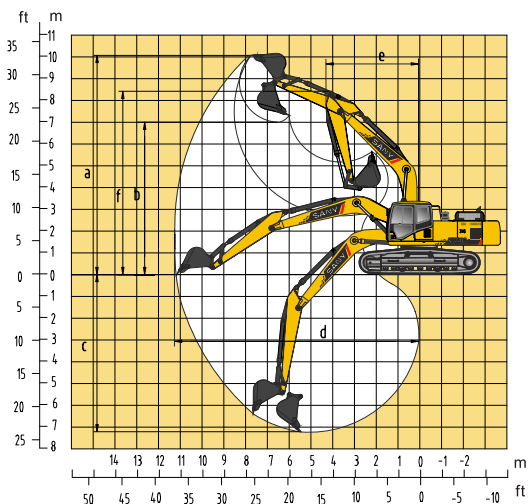
## DIMENSION (Unit: mm)



## DIMENSION (Unit: mm)

	Arm 2400	Arm 2900
A. Overall Length	9650	9680
B. Overall Width	2980	2980
C. Overall Height	3440	3440
D. Upper Width	2875	2875
E. Overall Height of Cab	2990	2990
F. Std. Track Shoe Width	600	600
G. Track Gauge	2380	2380
H. Min. Ground Clearance	440	440
I. Rear-end Swing Radius	2890	2890
J. Distance between Tumbles	3445	3445
K. Under Carriage Length	4250	4250

## WORKING RANGE (Unit: mm)



## WORKING RANGE

	Arm 2400	Arm 2900
a. Max. Cutting Height	9113	9600
b. Max. Dumping Height	6240	6730
c. Max. Digging Depth	6037	6600
d. Max. Digging Reach	9312	10280
e. Min. Swing Radius	3730	3730
f. Max. Height at Min. Swing Radius	7680	7680

## BUCKET

Capacity	Width (mm)	Weight (kg)	Tooth Point	Arm Length	
				2.4	2.9
1.0 m <sup>3</sup> GP-Std.	1378	782	5	✓	✓
0.9 m <sup>3</sup> HD-Opt.	1176	870	4	✓	✓

## SANY HEAVY INDUSTRY INDIA PVT. LTD.

### HEAD OFFICE

Address : Plot No. E-4, Chakan Industrial Area Phase-III,  
 Village : Kuruli, Taluka: Khed, District: Pune - 410501, Maharashtra, INDIA.  
 Tel : +91 21 35670288, Fax: +91 21 35670300  
 E-mail : [customercare@sany.in](mailto:customercare@sany.in)  
 Website : [www.sany.in](http://www.sany.in)

**Toll Free No.: 1800-209-3337**

Please Contact

Material & specification are subject to change without notice in accordance with our continuous technical innovations. Featured machines in photos may include additional.

Version: 2016/04